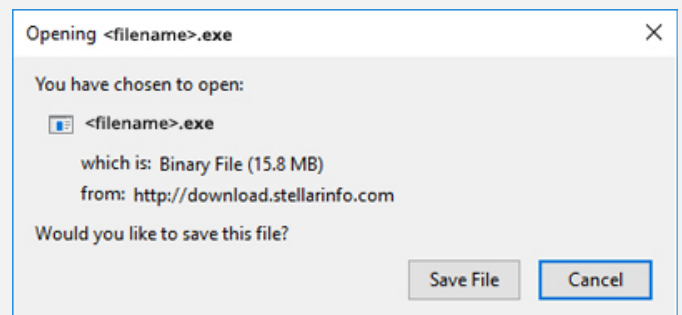


Stellar Repair for Video

Steps to Install

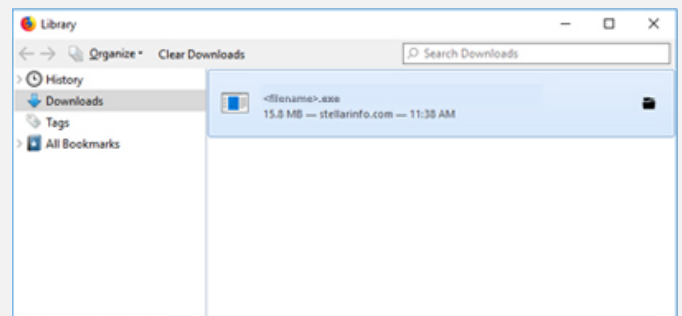
Step 1

When Opening Dialog Box Appears Click
Save File



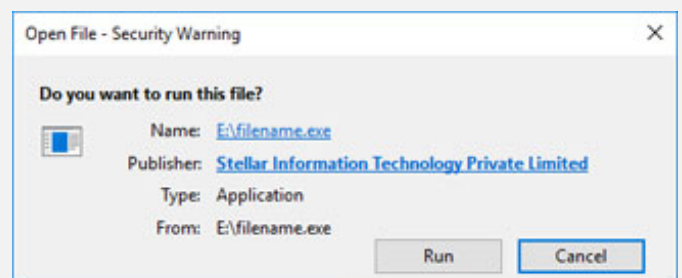
Step 2

When Downloads Windows Appears
Double-Click the File



Step 3

When Security Warning Dialog Box
Appears, Click Run



System Requirements:

Processor: Compatible con procesadores Intel (x86, x64)

Operating Systems: Windows 11, 10, 8.1, 8 & 7 and macOS Big Sur 11, Catalina 10.15, Mojave 10.14, 10.13, 10.12 & 10.11