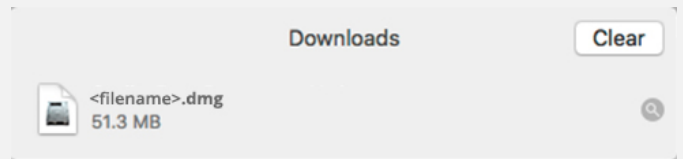


# Stellar Data Recovery Professional

## Steps to Install

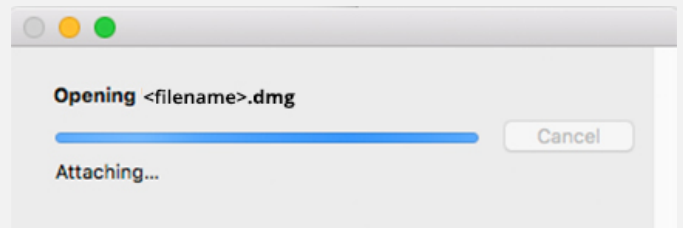
### Step 1

Download Stellar Application to your Mac



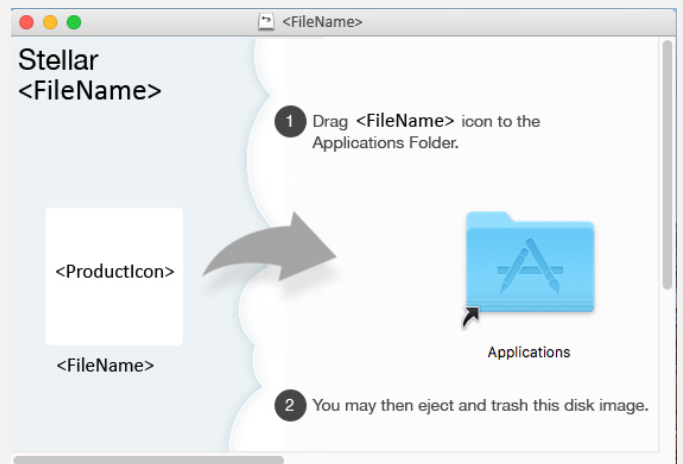
### Step 2

Double Click the .DMG File



### Step 3

Drag the Application to Your Application Folder and Launch



## System Requirements:

Processor: Compatible con procesadores Intel (x86, x64)

Operating Systems: macOS Monterey 12, Big Sur 11, Catalina 10.15, 10.14, 10.13, 10.12 & 10.11