

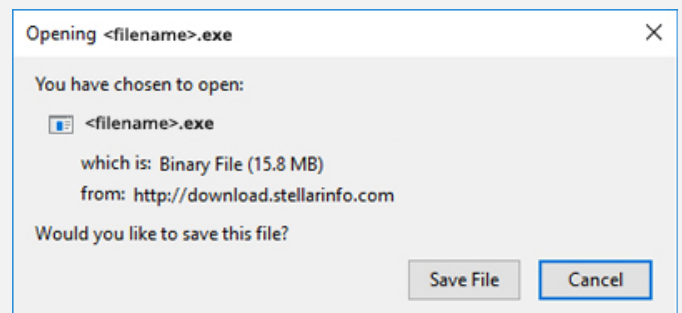
Stellar

Data Recovery for Virtual Machine

Steps to Install

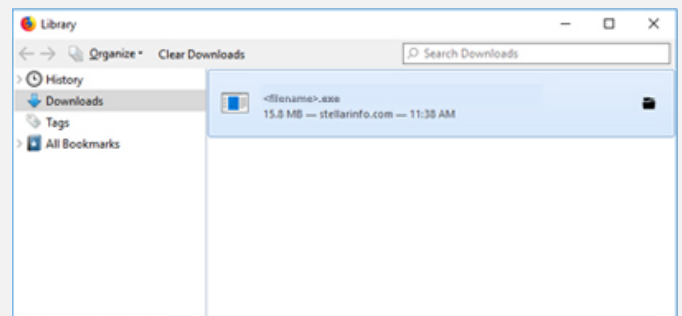
Step 1

When Opening Dialog Box Appears Click
Save File



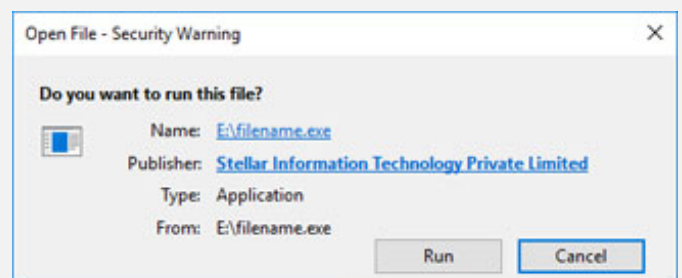
Step 2

When Downloads Windows Appears
Double-Click the File



Step 3

When Security Warning Dialog Box
Appears, Click Run



System Requirements:

Processor: Pentium Class

Operating Systems: Windows 11, 10, 8, 7, Vista, XP, Server 2008, 2003